


Fathers of Faith














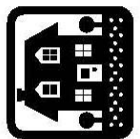









Guy Rowe, CC_Art.com

Hebrews 11:1-2

A. Ancestors

<u>Approx. Time:</u> 45 min.	<u>Materials:</u> - Family Tree Discussion Board , markers, coin and Family Tree Cards for each group - Romans 4 Text for each learner
--	--

1. Elicit from the learners what an *ancestor* is. List some of the ideas generated on the board such as:
 - a person from whom one is descended
 - forebear
 - progenitor
 - fathers & mothers, grandfathers & grandfathers, great grandmothers & great grandfathers etc.
 - family tree
2. Explain that in this task each of the learners will have an opportunity to talk about their relatives, their ancestors, their traditions, celebrations, birth stories, jobs and names.
3. Have the learners form groups of four.
4. Hand out a **Family Tree Discussion Board**, markers, a coin and a set of **Family Tree Cards**.
5. Explain the process of the activity:
 - Place the 8 cards on the tree in the middle of the board.
 - Each group member starts with his/her marker on one of the tree squares on the four corners of the board.
 - On his/her turn, the learner tosses the coin and moves his/her marker along the squares, **2 squares** if the coin is **heads** and **1 square** if it is **tails**.
 - When a learner lands on a square with a picture, he/she needs to pick up the **Family Tree Card** with the corresponding picture and read one of the questions.
 - They must ask the learner sitting to their right the question that is on the card.
 - The activity is finished when everyone has gone around the board at least once.

	 Ancestors	 Faith	 Relatives	 Birth Stories	
<div data-bbox="113 493 243 630"></div> <div data-bbox="113 829 251 976"></div> <div data-bbox="121 1113 251 1249"></div> <div data-bbox="138 1522 300 1627"></div> <div data-bbox="243 441 300 630">Homes</div> <div data-bbox="243 766 300 1018">Celebrations</div> <div data-bbox="243 1081 300 1281">Names</div> <div data-bbox="243 1365 300 1501">Jobs</div>					<div data-bbox="1372 493 1510 630"></div> <div data-bbox="1372 787 1518 934"></div> <div data-bbox="1372 1123 1510 1260"></div> <div data-bbox="1323 1396 1502 1491"></div> <div data-bbox="1307 472 1364 682">Homes</div> <div data-bbox="1307 745 1364 1008">Celebrations</div> <div data-bbox="1307 1081 1364 1302">Names</div> <div data-bbox="1307 1512 1364 1648">Jobs</div>
	Ancestors 	Faith 	Relatives 	Birth Stories 	

	QUESTIONS		QUESTIONS
Do you keep in contact with your relatives?		Do you know the names of your great-grand parents?	
How many aunts and uncles do you have?		Do you know the names of your grandparents?	
How many cousins do you have?		Where were your grandparents born?	
Who is your oldest living relative?		Do you have a famous person among your ancestors?	
Do you have family reunions? When? Who comes?		Do you live near your grandparents?	
Do you live close to any relatives? Which ones?		Do you have any writings or things passed down from your ancestors?	
	QUESTIONS		QUESTIONS
Name two important celebrations in your family.		Does your name have a meaning?	
Do you celebrate birthdays in your family?		How many names are the same in your family?	
How would you like to celebrate your next birthday or special occasion?		In your family, do names change at any time (<i>e.g. at marriage</i>)?	
Do you have a 'coming of age' celebration?		What was your grandmother's maiden name?	
What is the most important celebration in your family?		Have you ever changed your name? Why?	
Has anyone in your family been baptized?		Were you named after someone?	

Ancestors




Relatives







Names



Celebrations



 QUESTIONS	 QUESTIONS
Where did your grandfather work?	Did you go to a place of worship (church, synagogue, mosque etc) as a child?
Are you in the same occupation as your father?	What did your grandparents believe about God?
What kind of work did your grandmother do?	Have you had a special religious ceremony related to your birth?
Is there an occupation that most of your family has been in?	Did you have a special religious ceremony related to your coming of age?
What kind of work did your grandfather do?	Is your family a family of faith?
What kind of work did your great-grandfather do?	What is the most important thing about your faith?
 QUESTIONS	 QUESTIONS
Were you born near your grandparents' home?	Are you living where you grew up?
Where were you born?	Is the home you are now living in like the home you grew up in? How? How not?
Do you know how your birth was celebrated?	Where did your mother live as a child?
Do you celebrate your birth on your birth date?	Where did your grandfather live as a child?
When is your birthday?	Describe the home where you grew up.
Do you have something unusual to tell about your birthday?	How many times have you moved?

Faith




Jobs



Homes



Birth Stories



B. Abraham

<u>Approx. Time:</u> 30 min.	<u>Materials:</u> - Our Faith Father Text for each learner
--	---

1. Explain that we will be focusing on some of the men & women who are the physical and/or spiritual ancestors of the faithful followers of God. Most of the accounts of their lives are in the books of Genesis & Exodus of the Holy Bible.
2. Hand out the **Our Faith Father Text**. Present to the learners that Paul, in the 1st century, wrote these in a letter to the Christians in Rome (Romans 4, *The Message*).
3. Have the learners highlight every phrase with *father* in it.
4. Elicit the phrases from the learners and write them on the board. Encourage them to explain what they think they mean.

Answer Key:

Abraham, our first father in the faith . . .

Abraham is father of all people who embrace what God does for them

Abraham is, father of those who have undergone the religious rite of circumcision

Abraham is father of us all.

He is not our racial father

He is our faith father. . .

We call Abraham "father"

"I set you up as father of many peoples"

he was made father of a multitude of peoples

5. Point out that we will look more closely at Abraham and some of his descendants.
6. Elicit what the learners already know about Abraham, Sarah, Isaac, Jacob, Joseph & Moses.

Our Faith Father

Abraham, our first father in the faith . . . Abraham is father of all people who embrace what God does for them while they are still on the "outs" with God, as yet unidentified as God's, in an "uncircumcised" condition. It is precisely these people in this condition who are called "set right by God and with God"!

Abraham is also, of course, father of those who have undergone the religious rite of circumcision not just because of the ritual but because they were willing to live in the risky faith-embrace of God's action for them . . .

For Abraham is father of us all. He is not our racial father—that's reading the story backward. He is our faith father. . . We call Abraham "father" not because he got God's attention by living like a saint, but because God made something out of Abraham when he was a nobody. Isn't that what we've always read in Scripture, God saying to Abraham, "I set you up as father of many peoples"?

And so he was made father of a multitude of peoples. God himself said to him, "You're going to have a big family, Abraham!"

Excerpts from Romans 4 Text, *The Message*

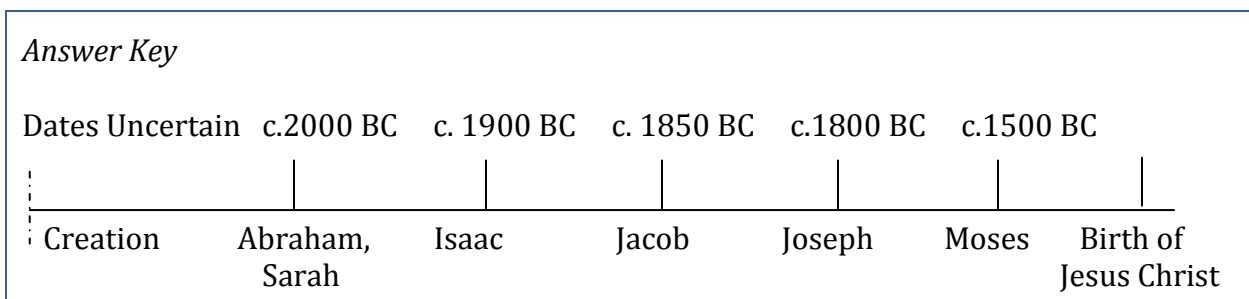
C. The Ancient Near East

<p>Approx. Time: 60 min.</p>	<p>Materials:</p> <ul style="list-style-type: none"> - Name and Date Cards - Map A and Map B for each pair - Ancient Near East Map SLIDE
---	--

1. Explain that in this study, we will be looking at the lives of many different people that lived in the ancient Near East a long time ago.
2. Hand out the **Name and Date Cards**, one or two per learner.

Note to Instructor: you may have to explain that B.C. means before the birth of Christ, and C. means 'circa' or 'about'.

3. Have them stick the card on the wall to make a time line.

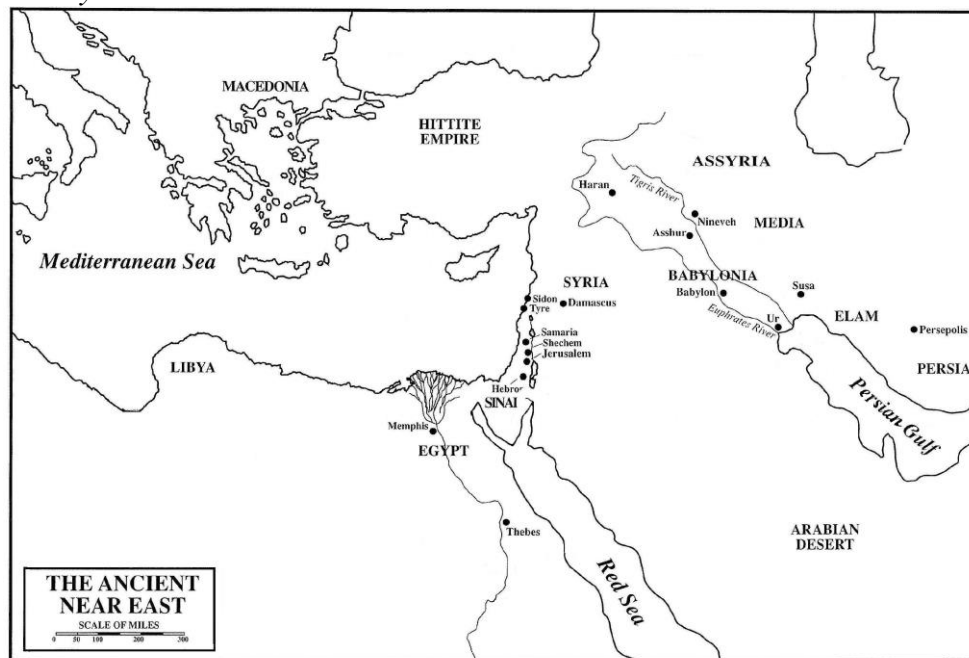


Creation Date Uncertain
Abraham c. 2000 BC
Sarah c. 2000 BC
Isaac c. 1900 BC
Jacob c. 1850 BC
Joseph c. 1800 BC
Moses c. 1500 BC
Birth of Jesus Christ

Name and Date Cards

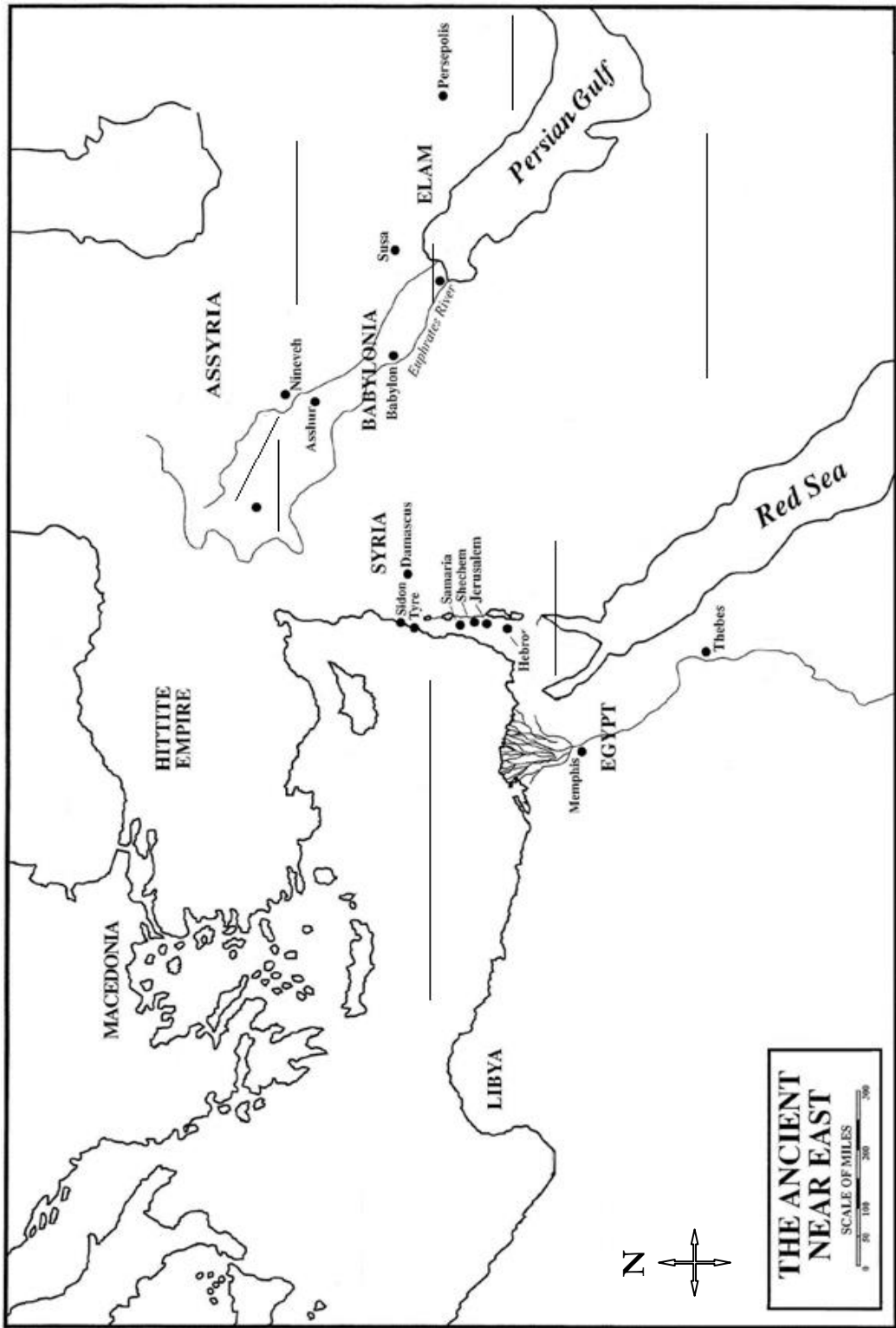
4. Distribute the **Map A** and **Map B**. Explain that most of the events in these people's lives took place in this area.
- Elicit and list the main geographic features.
 - Ask the learners what they already know about this area, both in history and at present.
 - Have the learners form pairs, Learner A and Learner B. Instruct the learners to ask each other where the places are to fill in the gaps in their maps. Make sure they do not show each other their maps, but rather explain the locations to one another.
 - Ask the learners to write in the additional place names on their maps.
 - Display the **Map of the Middle East SLIDE** and take up answers from the class.

Answer Key:



Assyria	Babylonia	Egypt	Euphrates River	Jerusalem	Persian Gulf	Red Sea	Syria
---------	-----------	-------	-----------------	-----------	--------------	---------	-------

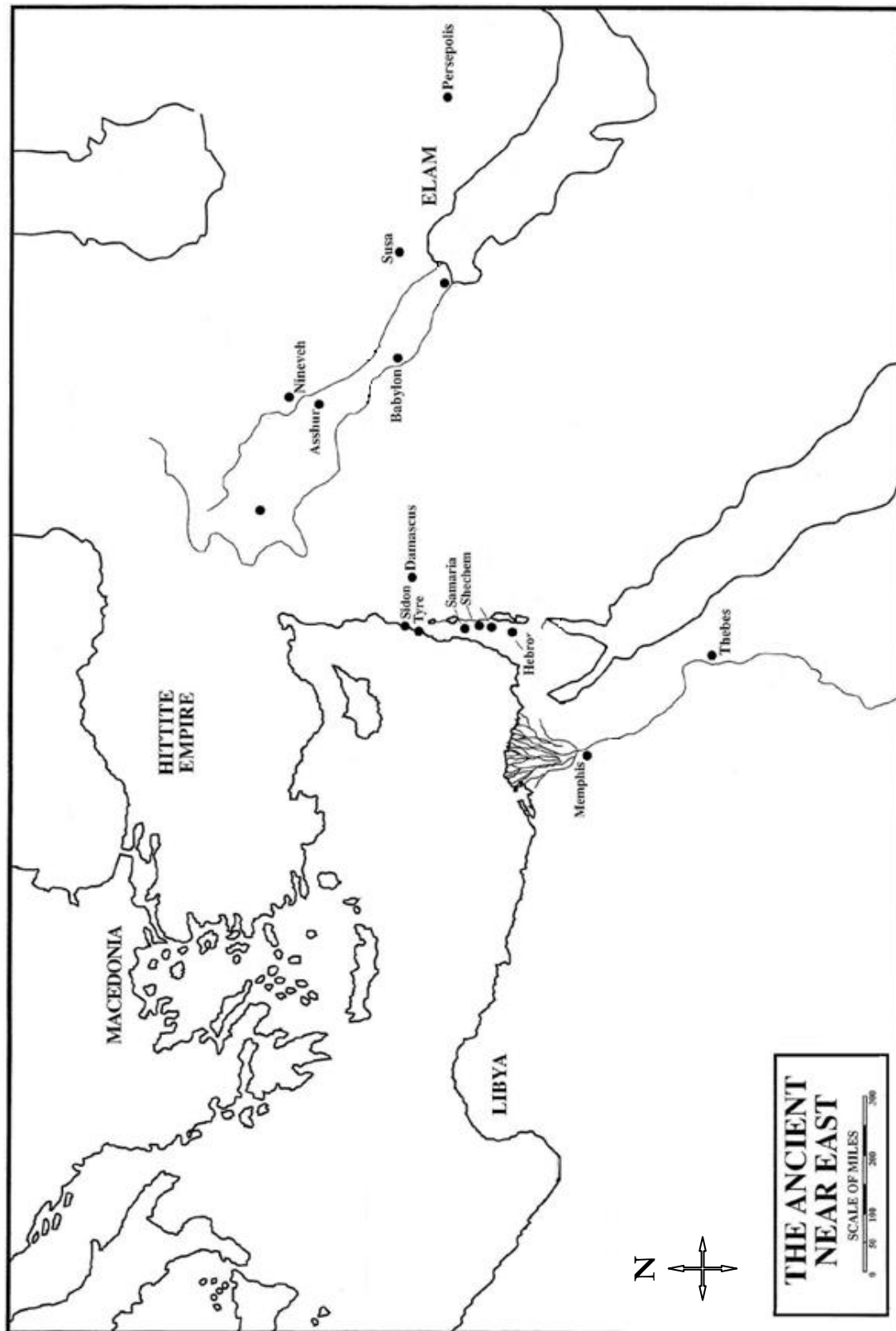
Map B



Instructions: Ask your partner to explain to you the locations of the following places on your map. Do not show each other your maps. Write in the additional place names on your map.

Arabian Desert	Haran	Media	Mediterranean Sea	Persia	Sinai	Tigris River	Ur
----------------	-------	-------	-------------------	--------	-------	--------------	----

Map B Worksheet



Ancient Near East Map Worksheet/SLIDE

D. God's Approval

<u>Approx. Time:</u> 50 min.	<u>Materials:</u> <ul style="list-style-type: none">- Hebrews 11:1-2 Text for each learner- highlighters- Word and Definition Cards in differing colours for each group of learners- Picture Cards and Description Cards for each group- Discussion Questions Card for each group
--	---

1. Read the **Hebrews 11:1-2 Text** aloud to the learners.
2. Ask the learners to listen for the topic or theme, what the passage is about.
 - Read the text again.
 - If they have trouble, tell them it's one word. FAITH.

What is faith? It is the confident assurance that what we hope for is going to happen. It is the evidence of things we cannot yet see. God gave his approval to people in days of old because of their faith.

Hebrews 11:1-2 Text/SLIDE

3. Divide the class into groups of four. Hand out a set of **Word and Definition Cards**. Have the group shuffle the cards and distribute four cards to each learner, and match the **Word Card** with its **Definition Card**.

<i>Answer Key</i>	
assurance	<i>promise</i>
confident	<i>very sure</i>
evidence	<i>reason for believing</i>
faith	<i>strong trust</i>
(give) approval	<i>(show) acceptance</i>
happen	<i>take place</i>
hope for	<i>desire and expect</i>
yet	<i>up to now</i>

- When all matches have been made, instruct each group to rewrite the Hebrews 11:1-2 text replacing the words with the definitions (except the first 'faith').
- The result should be something like this:








*What is faith? It is the **very sure promise** that what **we desire and expect** is going **to take place**. It is the **reason for believing** things we cannot, **up to now**, see. God **showed his acceptance** to people in days of old because of their **strong trust**.*

- Each group should read the new wording aloud.


Words Cards ↓	Definition Cards↓
confident	<i>very sure</i>
assurance	<i>promise</i>
hope for	<i>desire and expect</i>
happen	<i>take place</i>
evidence	<i>reason for believing</i>
yet	<i>up to now</i>
(give) approval	<i>(show) acceptance</i>
faith	<i>strong trust</i>

Word & Definition Cards


4. Divide the class into groups of 3. Hand out the **Picture Cards** and **Description Cards**. Explain that the pictures are just artists' renditions of what these people might have looked like. Ask them to match the pictures with the descriptions. Have 2 groups compare their matches. Discuss as a whole class.
5. Ask each group to clip the **Picture** and **Description Cards** together. Instruct them to put the cards face down on the table. The first person picks up a card and asks, "Who Am I?" They must not let the other two learners see the picture of the description although the person whose turn it is may use it for reference in order to answer the questions. The others take turn asking yes/no questions until one guesses who the person is. *e.g. Are you more than one person? Are you a woman? Did you move?*

Answer Key	
<p>Abraham</p> 	<p>By an act of faith, <u>Abraham</u> said yes to God's call to travel to an unknown place that would become his home. When he left he had no idea where he was going.</p>
<p>Joseph</p> 	<p>By an act of faith, <u>Joseph</u>, while dying, prophesied the exodus of Israel, and made arrangements for his own burial.</p>
<p>Sarah</p> 	<p>By faith, barren <u>Sarah</u> was able to become pregnant, old woman as she was at the time, because she believed the One who made a promise would do what he said. That's how it happened that from one man's dead and shriveled loins there are now people numbering into the millions.</p>
<p>Moses</p> 	<p>By an act of faith, <u>Moses'</u> parents hid him away for three months after his birth. They saw the child's beauty, and they braved the king's decree.</p> <p>By faith, <u>Moses</u>, when grown, refused the privileges of the Egyptian royal house. By an act of faith, he turned his heel on Egypt, indifferent to the king's blind rage.</p>
<p>Isaac</p> 	<p>By faith, Abraham, at the time of testing, offered <u>Isaac</u> back to God. Acting in faith, he was as ready to return the promised son, his only son, as he had been to receive him—and this after he had already been told, "Your descendants shall come from <u>Isaac</u>."</p> <p>By an act of faith Abraham lived in the country promised him, lived as a stranger camping in tents. <u>Isaac</u> and Jacob did the same, living under the same promise.</p> <p>By an act of faith, <u>Isaac</u> reached into the future as he blessed Jacob and Esau.</p>
<p>Jacob</p> 	<p>By an act of faith Abraham lived in the country promised him, lived as a stranger camping in tents. Isaac and <u>Jacob</u> did the same, living under the same promise.</p> <p>By an act of faith, <u>Jacob</u> on his deathbed blessed each of Joseph's sons in turn, blessing them with God's blessing, not his own—as he bowed worshipfully upon his staff.</p>
<p>People of Israel</p> 	<p>By an act of faith, Moses kept the Passover Feast and sprinkled Passover blood on each house so that the destroyer of the firstborn wouldn't touch <u>the people of Israel</u>.</p> <p>By an act of faith, <u>the people of Israel</u> walked through the Red Sea on dry ground. The Egyptians tried it and drowned.</p>


Abraham



Joseph



Sarah




Moses




Isaac



People of Israel



Jacob



Picture Cards

By an act of faith, _____, while dying, prophesied the exodus of Israel, and made arrangements for his own burial.	By an act of faith, _____ said yes to God's call to travel to an unknown place that would become his home. When he left he had no idea where he was going.
By an act of faith, _____ parents hid him away for three months after his birth. They saw the child's beauty, and they braved the king's decree. By faith, _____, when grown, refused the privileges of the Egyptian royal house. By an act of faith, he turned his heel on Egypt, indifferent to the king's blind rage.	By faith, barren _____ was able to become pregnant, old woman as she was at the time, because she believed the One who made a promise would do what he said. That's how it happened that from one man's dead and shrivelled loins there are now people numbering into the millions.
By an act of faith, Moses kept the Passover Feast and sprinkled Passover blood on each house so that the destroyer of the firstborn wouldn't touch _____. By an act of faith, _____ walked through the Red Sea on dry ground. The Egyptians tried it and drowned.	By faith, Abraham, at the time of testing, offered _____ back to God. Acting in faith, he was as ready to return the promised son, his only son, as he had been to receive him—and this after he had already been told, "Your descendants shall come from _____." By an act of faith Abraham lived in the country promised him, lived as a stranger camping in tents. _____ and Jacob did the same, living under the same promise. By an act of faith, _____ reached into the future as he blessed Jacob and Esau.
	By an act of faith Abraham lived in the country promised him, lived as a stranger camping in tents. Isaac and _____ did the same, living under the same promise. By an act of faith, _____ on his deathbed blessed each of Joseph's sons in turn, blessing them with God's blessing, not his own—as he bowed worshipfully upon his staff.

Description Cards

6. Have each group decide on a leader. Give the leader a **Discussion Questions Card**.

- After each group has discussed the questions, call the class together and have each group report one faith story that came up in the discussion.
- Open the discussion for additional comments.

Discussion Questions: (one page = questions for 4 groups)

Discussion Questions

- A. What are some other words (synonyms) for faith?
- B. Which faith ancestor's story do you have more questions about?
- C. Tell about some present-day person who demonstrated faith.

Discussion Questions

- A. What are some other words (synonyms) for faith?
- B. Which faith ancestor's story do you have more questions about?
- C. Tell about some present-day person who demonstrated faith.

Discussion Questions

- A. What are some other words (synonyms) for faith?
- B. Which faith ancestor's story do you have more questions about?
- C. Tell about some present-day person who demonstrated faith.

Discussion Questions

- A. What are some other words (synonyms) for faith?
- B. Which faith ancestor's story do you have more questions about?
- C. Tell about some present-day person who demonstrated faith.

Discussion Questions Cards

NOTES