


Faith Metaphors:

9 Am . . .

Revised



CC-Art.com

*Selected portions from
The Gospel According to John*

Gail Tiessen

Copyright © Revised 2016 Gail Tiessen

Abridged & adapted version of *Faith Encounters II: Believing in Jesus*, 3rd Revised, 2009

Published by Joy Two Publications

80 Parkview Crescent, Steinbach, MB R5G 2G5 Canada

Telephone: (204) 326-5172

E-mail: joytwopublications@gmail.com

Website: www.joytwopublications.com

All rights reserved.

Graphic Design, Typesetting and Layout: Joy Two Publications

Permission to Copy:

This resource may be printed or photocopied by the **purchasing instructor** for his/her ESL students **only**. Any duplication beyond these parameters is strictly prohibited without prior written authorization from the publisher.

Scripture quotations are taken from the *Holy Bible*, The New Living Translation, copyright© 1996 by Tyndale House Publishers, Inc., Wheaton, Illinois, 60189. Used by permission.

Selected maps and pictures taken from *The Stranger on the Road to Emmaus* 3rd Edition, John R. Cross, 2000 GoodSeed® International. Used by permission.

Selected pictures taken from *www.BiblePictureGallery.com* as noted.

Audio: Editor: Joyce Goertzen	Set Up Technician: Matthew Martens	Recording Technician: Bruce Peters
Voices – Daryl Climenhaga	Irvin Fast	Margaret Fast
Elfrieda Lepp-Kaethler	Chris Marchand	Justin Marchand
		Joyce Goertzen
		Bruce Peters
		Stan Hamm
		Elaine Peters

ISBN 978-1-926653-25-9

INTRODUCTION

The Purpose of This Curriculum

- ◆ *To learn English*
- ◆ *To learn Bible content*

What This Curriculum Contains

- ◆ Focus on listening and speaking
- ◆ Instruction in all aspects of language: discourse, sociolinguistic, strategic, and linguistic (grammar, pronunciation, vocabulary)
- ◆ Each unit covers a Bible text. For each unit, there are 6-8 tasks that guide the learners through the process of learning and interacting with the content of the text as well as developing language skills. **The unit is most effective when the tasks are done sequentially.**

Who This Curriculum Is For

- ◆ adults learners
- ◆ low intermediate learners (Canadian Language Benchmarks 5)
- ◆ ESL or EFL settings — Because the Bible represents a historical setting, and is couched in historical Hebrew culture, this curriculum is suitable for either ESL (English as a Second Language) or EFL (English as a Foreign Language) teaching.

How This Curriculum Is Organized

- ◆ *Text-based* — Each unit is built around an authentic text from *The New Living Translation* of the Bible. Other texts are brought in as they relate to what is being studied.
- ◆ *Task-based* — Meaning is at the core of language, and each task has the students using language in a meaningful way.
- ◆ *Function-based* — Each unit also develops the learners language for everyday living. The language learned in class is applicable for use outside the classroom.

How Much On-Task Time This Curriculum Provides

- ◆ whole curriculum 30-35 hours
- ◆ each unit approx. 4-5 hours of on-task class time
- ◆ each task varies according to the purpose and task type

Contents

Unit	Task 1	Task 2	Task 3	Task 4
1	<i>Metaphors</i> pg. 2≅ 30 min	<i>Children of God</i> pg. 10≅ 30 min	<i>Who Is He?</i> pg. 14≅40 min	<i>All Who Believed Him</i> pg. 22≅ 45 min
God Became Man <i>pg. 1</i> (≅ 250min)	- to raise awareness of the use of metaphors and idiomatic speech in everyday language	- to recognize metaphors in text and understand their literal and figurative meaning - to describe meanings of words	- to understand the wh- question words - to match the question with the appropriate response	- to identify pronouns and the nouns they refer to
2	<i>The Need for Food</i> pg. 42≅ 30 min	<i>A Huge Crowd</i> pg. 46≅ 45 min	<i>Leftovers</i> pg. 50≅ 40 min	<i>He Replied</i> pg. 54≅ 20 min
The Bread of Life <i>pg. 41</i> (≅ 285min)	- to introduce the idea of miracles and a reminder of the necessity of food in the lives of humans	- to listen for main ideas - to sequence the text - to read the text	- to become familiar with the vocabulary in John 6 text, crossword - to become familiar with the vocabulary in John 6 text	- to use “conversation exchangers” accurately - to use “conversation exchangers” accurately
3	<i>In the Dark</i> pg. 88≅ 30 min	<i>Blind from Birth</i> pg. 94≅ 60 min	<i>Wash Off the Mud</i> pg. 102≅ 30 min	<i>Who Healed You?</i> pg. 108≅ 60 min
The Life of the World <i>pg. 87</i> (≅ 315min)	- to activate prior knowledge by mapping out learners’ ideas re: disabilities	- to identify discourse markers - to listen for main ideas - to sequence a text and discuss discourse elements	- to understand key vocabulary of the text, crossword - to use highlighting as a strategy for vocabulary learning - to use peer correction	- to understand the formation of information questions - to use appropriate question-answer sequences
4	<i>Sheep</i> pg. 136≅ 20 min	<i>Through the Gate</i> pg. 138≅ 20 min	<i>Fullness</i> pg. 140≅ 20 min	<i>He Explained</i> pg. 144≅ 45 min
The Gate <i>pg. 135</i> (≅ 210min)	- to discuss sheep to prepare for the text	- to listen for the main ideas and details	- to learn key words of the text, crossword	- to focus on verb tenses - to recognize content from function words - to understand tense choice in the text

Contents

Task 5	Task 6	Task 7	Task 8	Unit
<p><i>The Word</i> pg. 28≅ 45 min</p> <p>- to scan for information, infer ideas and identify relationships - to summarize content and express the main idea</p>	<p><i>This is the Lamb of God</i> pg. 34≅ 60 min</p> <p>- to analyze a text in terms of the various aspects of pronunciation - to practice the pronunciation of stress, thought grouping and intonation within the context of a larger text</p>			<p>1</p>
				<p>God Became Man pg. 1 (≅ 250min)</p>
<p><i>Feed All These People</i> pg. 60≅ 60 min</p> <p>- to practice the pronunciation of stress, thought grouping and intonation within the context of a larger text - to analyze a text in terms of the various aspects of pronunciation</p>	<p><i>Would You Help, Please?</i> pg. 68≅ 60 min</p> <p>- to become aware and gain understanding concerning the rules of politeness used in English - to become aware of some of the specific politeness strategies that are used in English</p>	<p><i>I Am the Bread of Life</i> pg. 80≅ 30 min</p> <p>- to understand the use of metaphors in English - to understand the metaphor 'Bread of Life' as it refers to Jesus - to understand & discuss the story and how it relates to Jesus</p>		<p>2</p>
				<p>The Bread of Life pg. 41 (≅ 285min)</p>
<p><i>The Power of God</i> pg. 114≅ 30 min</p> <p>- to understand the use 'of' phrases - to practice reduction in 'of' phrases</p>	<p><i>I Am the Light of the World</i> pg. 118≅ 60 min</p> <p>- to practice the pronunciation of stress, thought grouping and intonation within the context of a larger text - to analyze a text in terms of the various aspects of pronunciation</p>	<p><i>What Do You Think?</i> pg. 128≅ 45 min</p> <p>- to discuss the implications of the event - to role play interviews - to discuss the implications of the event</p>		<p>3</p>
				<p>The Light of the World pg. 87 (≅ 315min)</p>
<p><i>Green Pastures</i> pg. 154≅ 60 min</p> <p>- practice function words reduced</p>	<p><i>I Am the Gate</i> pg. 160≅ 45 min</p> <p>- to discuss the implications of the metaphor</p>			<p>4</p>
				<p>The Gate pg. 135 (≅ 210min)</p>

Contents



Unit	Task 1	Task 2	Task 3	Task 4
5	<i>Let's Talk About the Shepherd</i> pg. 166≐ 45 min	<i>Give Life</i> pg. 170≐ 20 min	<i>Lay Down My Life</i> pg. 172≐ 20 min	<i>Psalms 23</i> pg. 174≐ 30 min
The Good Shepherd <i>pg. 165</i> (≐ 220min)	- shepherd metaphor over 1000 years	- to listen and focus on the purpose of the main idea - to listen for specific information	- to use the context in order to understand nuances of meaning in words and phrases in the text, Odd Man Out	- proper use of pauses - to compare texts - to understand and practice the use of thought groups in discourse
6	<i>Lazarus Is Dead</i> pg. 190≐ 20 min	<i>Funeral Customs</i> pg. 194≐ 20 min	<i>At the Grave</i> pg. 196≐ 40 min	<i>Dead Man Alive</i> pg. 204≐ 30 min
The Resurrection and the Life <i>pg. 189</i> (≐ 200min)	- to understand the setting and people of the text - to predict words in a text - to use yes/no questions to identify people and places	- to compare and contrast funeral customs in different countries	- to learn key vocabulary - to listen to the text for main ideas - to sequence the events of the text	- to understand the facts of the story and the theological significance of the events of the text - to answer questions related to the text - to discuss the message of the text
7	<i>After Death</i> pg. 224≐ 40 min	<i>Know the Way</i> pg. 226≐ 45 min	<i>Sort Out the Truth</i> pg. 232≐ 30 min	<i>Life After Death</i> pg. 236≐ 30 min
The Way, the Truth, the Life <i>pg. 223</i> (≐ 270min)	- to activate prior knowledge of the themes of life and death covered in the text	- to understand the meaning of key words in the text - to listen for key ideas	- importance of the definite article - to read the text for content and answer True & False questions	- to read the text for main ideas - to compare ideas from the text with own ideas
8	<i>Gardening</i> pg. 254≐ 30 min	<i>You Are the Branches</i> pg. 262≐ 45 min	<i>I Am the Vine</i> pg. 266≐ 30 min	<i>If You Stay Joined</i> pg. 270≐ 30 min
The True Vine <i>pg. 253</i> (≐ 325min)	- to understand gardening metaphors to prepare for the text	- to listen for the main ideas - to sort into categories	- to review the use of 'not' - to use emphatic stress to correct - to enhance comprehension	- to learn & practice factual & future conditionals

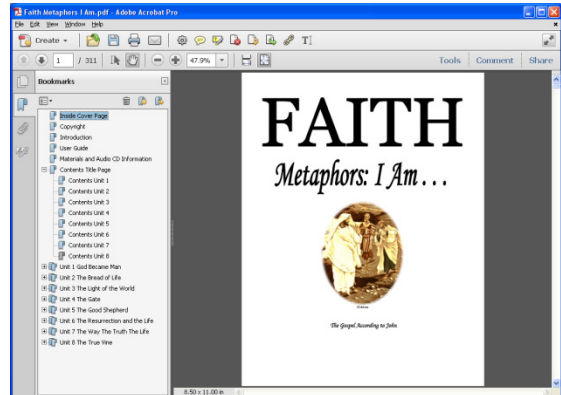
Contents

Task 5	Task 6	Task 7	Task 8	Unit
<p><i>I Am the Good Shepherd</i> pg. 180≅ 60 min</p> <p>- to practice the pronunciation of stress, thought grouping and intonation within the context of a larger text - to analyze a text in terms of the various aspects of pronunciation</p>	<p><i>The Good Shepherd and the Sheep</i> pg. 186≅ 45 min</p> <p>- to discuss the meaning of the metaphor - to summarize understanding of the text through drawing</p>			<p>5</p>
				<p>The Good Shepherd pg. 165 (≅ 220min)</p>
<p><i>The Raising of Lazarus</i> pg. 210≅ 60 min</p> <p>- to practice the pronunciation of stress, thought grouping and intonation within the context of a larger text - to analyze a text in terms of the various aspects of pronunciation</p>	<p><i>I Was So Sad</i> pg. 218≅ 30 min</p> <p>- to learn and use emotion words - to write a friendly letter</p>			<p>6</p>
				<p>The Resurrection and the Life pg. 189 (≅ 200min)</p>
<p><i>If This Were Not So</i> pg. 238≅ 20 min</p> <p>- to understand and use contrary to fact conditionals in the present and past</p>	<p><i>I Am the Way, the Truth, the Life</i> pg. 246≅ 60 min</p> <p>- to practice the pronunciation of stress, thought grouping and intonation within the context of a larger text - to analyze a text in terms of the various aspects of pronunciation</p>	<p><i>Don't You Know Yet?</i> pg. 252≅ 45 min</p> <p>- to review previous units in order to summarize ideas</p>		<p>7</p>
				<p>The Way, the Truth, the Life pg. 223 (≅ 270min)</p>
<p><i>Yes, I Am</i> pg. 280≅ 40 min</p> <p>- to practice proper punctuation of commas and semi-colons - to practice proper punctuation</p>	<p><i>Remain in Me</i> pg. 292≅ 30 min</p> <p>- to think through and discuss the implications of the passage</p>	<p><i>The True Vine</i> pg. 296≅ 60 min</p> <p>- to practice the pronunciation of stress, thought grouping and intonation within the context of a larger text, intonation - to analyze a text in terms of the various aspects of pronunciation</p>	<p><i>Believe and Live</i> pg. 302≅ 60 min</p> <p>- to compare the key metaphors in the 8 units - to use a chart to summarize information</p>	<p>8</p>
				<p>The True Vine pg. 253 (≅ 325min)</p>

CD and EL INFORMATION

Adobe Instructions for Materials CD:

- Ensure that Acrobat Reader 7 or higher is on your computer. Go to: <http://www.adobe.com/> and click on *Get Adobe Reader*.
- Place the Materials CD into your computer. Open your **Acrobat Reader** program.
- Open the file titled **Faith Metaphors: I Am**. This opens to the **Inside Cover Page** along with a left panel of bookmarks.
- Place your cursor  on the **Bookmark panel** (on the left side of the screen) and *click* **Unit 1**, to go to the **Unit 1 Title Page** or on the **Bookmark Panel**, place the cursor () on the plus sign (+) and *click* which will drop down a list of additional bookmarks.
- Once on the **Unit 1 Title Page**, a list of the tasks for the unit is visible; *click* any one of the tasks and you will immediately go to that task.
- When on a specific task, *click* on the **Title of the Task** and you will return to the **Title Page of the Unit**.
- Whenever your cursor changes from a ‘closed hand’ icon to a ‘pointing finger’ there is a link to another page in the file. The whole of **Faith Metaphors: I Am** is linked for quick reference.
This navigation system continues throughout the entire curriculum.



Printing Using the Adobe Format:

To print a specific page you must use the Adobe page numbers located at the bottom or top of the screen **NOT** the text page numbers. **For the best Colour documents**, print using the ‘best’ setting on your printer.

Audio CD: *Insert into any CD player*

The **Audio Files** are **embedded** in the **Instructor SLIDES**.