







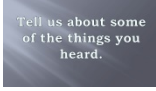
















#1 The Birth Announcement

Christmas Bible Study for English Learners

Slide #	Time	Instructions
<p>1</p> 		<p><u>The Birth Announcement</u></p>
<p>2</p> 	15 min	<p><u>Hook</u> (speaking)</p> <p>Ask an opening question for linking theme that will be in story and participants' lives</p> <ul style="list-style-type: none"> ➤ What do you know about Christmas? ➤ Do you celebrate Christmas? ➤ How do you think Christmas is celebrated in Canada? ➤ List the words you expect to hear when we talk about Christmas?
<p>3</p>  <p>4</p>  <p>5-11</p>  <p>12</p> 	60 min	<p><u>Book</u> (listening/reading/ speaking)</p> <p>1. [Slide 3]: Briefly introduce text context. (2 min)</p> <ul style="list-style-type: none"> ➤ First Christmas ➤ Christian Bible ➤ Gospel of Luke <p>2. [slide 4] Ask them to look at the pictures</p> <p>3. [slide 5-11] Show slides without sound or written text (5 min)</p> <p>4. [slide 12] I. What Did You See? Lead discussion on what they saw (5 min)</p>
<p>13</p>  <p>14-34</p>  <p>35</p>  <p>36</p> 		<p>5. Hand out the Birth Announcement Questions to each learner.</p> <p>6. Before showing the next pictures, assign questions about the main idea (3 min)</p> <ul style="list-style-type: none"> ➤ Tell us about some of the things you heard ➤ What is the main event? <p>7. [slide 13] Listen to the Birth Announcement.</p> <p>8. [slide 14-34] Show slides with voice over (5 min)</p> <p>9. II. What Did You Hear? Discuss answers. (10 min)</p> <p>[slide35] <i>Tell us about some of the things you heard about. {God; Angel; Mary; beautiful; Jesus, great; Holy Spirit; Elizabeth; Yes}</i></p> <p>[slide36] <i>What is the main event? {An angel told a woman she would have a baby.}</i></p> <p>If they have trouble answering the questions, <u>replay</u> the 14-34 slide set again. Do NOT give them the answer!</p>

#1 The Birth Announcement

Christmas Bible Study for English Learners

Slide #	Time	Instructions
<p>37</p>  <p>38-58</p>  <p>59</p>  <p>60</p>  <p>61-81</p>  <p>82</p>  <p>83-103</p> 		<p>10. [slide 37] Assign questions about the details - 1 question per group (class divided into 6 groups) (3 min)</p> <ol style="list-style-type: none"> What is the woman's name? What will be the baby's name? Describe the baby. How will the conception happen? What happened to Elizabeth? Did Mary agree to become the mother of Jesus? <p>11. [slide 38- 58] Show slides with voice over (5 min)</p> <p>12. [slide 59] Discuss answers.</p> <ol style="list-style-type: none"> What is the woman's name? Mary What will be the baby's name? Jesus Describe the baby. Jesus, Son of the Highest, throne of David, Holy Son of God How will the conception happen? Holy Spirit What happened to Elizabeth? Had a baby in old age Did Mary agree to become the mother of Jesus? Yes <p>13. [slide 60] Let's read the text.</p> <p>14. [slide 61-81] Show slides with voice over and written text (15 min)</p> <p>15. [slide 82] Let's read together</p> <p>16. [slides 83-103] Show slides one slide at a time, clicking on the audio in the right hand corner of each side. Have the learners repeat after the speaker. (7 min)</p>
<p>104</p>  <p>105</p> 	45 min	<p>Look/Took (reading speaking)</p> <p>[slide 104] Hand out the Birth Announcement Learner Text: Luke 1:26-38 [Do not give them the written text until this point]</p> <p>Lead the group through a series of questions for discussion.</p> <p>A. [slide 105] III. What Did You Read? What is there in the words (who? what? where? when?) (10 min) Think Pair Share: Think individually, Pair with another, Share with whole class</p> <ol style="list-style-type: none"> What was Mary's fiancé's name? What village did Mary and Joseph live in? How did Gabriel describe Mary? Why did Mary shake? What kingdom will Jesus rule over? Why was it strange that Elizabeth was pregnant?
<p>106</p>  <p>107</p>  <p>108-109</p>  <p>110</p> 		<p>B. [slide 106] Jigsaw reading - Reading between the lines (why?)</p> <p>Divide into 5 groups; 1 question per group; then group with 1 from each group making another grouping to share their thoughts.(15 min)</p> <ol style="list-style-type: none"> Why did the angel call Mary beautiful? What was Mary's first response? Why? What was Mary's second response? Why? What was Mary's last response? Why? Why did the angel tell Mary about Elizabeth? <p>C. [slide 107] Overall meaning and application. (20 min) Think Pair Share: Think individually, Pair with another, Share with whole class</p> <p>[slide 108-109] Joseph story</p> <p>[slide 110] Mary responded to this announcement: "Let it be with me just as you say".</p> <p>How do you think you would have responded?</p>