









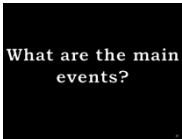


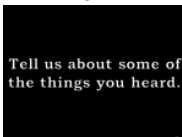
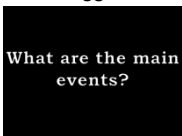
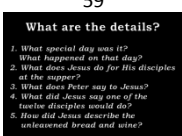


#1 The Last Supper

Easter Bible Study for English Learners

Slide #	Time	Instructions
<p>1</p>  <p>2</p>  <p>3</p> 	15 min	<p>Hook (speaking) [15 min]</p> <p>Ask opening questions for linking theme that will be in the story and the participants' lives</p> <ul style="list-style-type: none"> ➤ [Slide 1] What do you know about Easter? ➤ [Slide 2] Do you celebrate Easter? Tell us how. ➤ How do you think Easter is celebrated in Canada? ➤ [Slide 3] What do you know about Good Friday? This is a statutory holiday (paid day off work) in Canada - the Friday before Easter Sunday. ➤ What are some words you expect to hear when we talk about Easter?
<p>4</p>  <p>5</p>  <p>6</p>  <p>7-28</p>  <p>29</p> 	15 min	<p>Book (listening/reading/ speaking) [60 min]</p> <ol style="list-style-type: none"> 1. [Slide 4]: Briefly introduce the text's context. (2 min) <ul style="list-style-type: none"> ➤ First Easter – events over 4 days. ➤ [Slide 4] Told in the Christian Bible - Gospels of Matthew, Mark, Luke & John- the story of Jesus' life. ➤ [Slide 5] Explain the Jewish Passover briefly – an annual spring celebration of the deliverance of Jewish people from slavery in Egypt (c.1446 B.C.). The blood of a lamb was placed on their doorposts so that the angel of death would pass over and the first born would not die in God's judgment. 2. [Slide 6] The first event took place on Thursday evening: The Last Supper. Tell them that they are only going to look at the pictures with no audio or written text. 3. [Slide 7-28] Show Slides <u>without</u> sound or written text (5 min) <u>The Slides will advance automatically.</u> 4. [Slide 29] A. What Did You See? Lead discussion on what they saw (5 min)






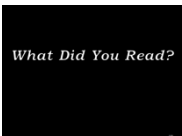
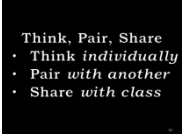

#1 The Last Supper

Easter Bible Study for English Learners

Slide #	Time	Instructions
30 	15 min	5. Hand out The Last Supper Questions to each learner. 6. Before showing the next pictures point out the question about the main idea (2 min) ➤ What are the main events?
31 		7. [Slide 31] Explain that they are to listen to The Last Supper to get the main idea.
32-56 		8. [Slide 32-56] Show Slides with voice over (5 min) <u>The Slides will advance automatically.</u>
57 		9. B. What Did You Hear? (10 min) [Slide 57] 1. Tell us about some of the things you heard. (general things- people, washing feet, bread, cup) [Slide 58]
58 		2. What are the main events? Jesus having meal with disciples, washing feet, talking about betrayal, talking about bread and wine If they have trouble answering the questions, <u>replay</u> the 32-56 Slide set again. Do NOT give them the answers!
59 	15 min 10. [Slide 59] 3. What are the details? Assign questions about the details. (3 min) <ul style="list-style-type: none"> • Divide the class into 5 groups • Assign one question per group 	
60-84 	<ol style="list-style-type: none"> 1. What special day was it? What happened on that day? 2. What does Jesus do for his disciples at the supper? 3. What does Peter say to Jesus? 4. What did Jesus say one of the twelve disciples would do? 5. How did Jesus describe the unleavened bread and wine? 	
85 	11. [Slide 60- 84] <u>Show Slides with voice over (5 min) The Slides will advance automatically.</u> 12. [Slide 85] <u>Ask each group to give the answer to the question they were listening for.(10min)</u> <ol style="list-style-type: none"> 1. What special day was it? What happened on that day? <i>Feast of Unleavened Bread, Passover lamb butchered</i> 2. What does Jesus do for his disciples at the supper? <i>washed their feet</i> 3. What does Peter say to Jesus? <i>Don't wash my feet</i> 4. What did Jesus say one of the twelve disciples would do? <i>Hand him over to the conspirators (betray him)</i> 5. How did Jesus describe the unleavened bread and wine? <i>his body and his blood – new covenant for many</i> 	


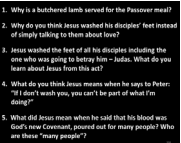
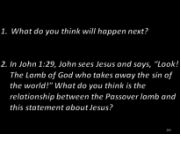

#1 The Last Supper

Easter Bible Study for English Learners

Slide #	Time	Instructions
<p>86</p>  <p>87-141</p>  <p>142</p>  <p>143-197</p> 	15 min	<p>13. [Slide 86] Let's read the words while we listen.</p> <p>14. [Slide 87-141] Show Slides with voice over and written text (5 min) <u>The Slides will advance automatically.</u></p> <p>15. [Slide 142] Let's read aloud together</p> <p>16. [Slides 143-197] Show Slides one Slide at a time with written text and audio. <u>The Slides will advance automatically.</u> Have the learners repeat after the speaker. (10 min) They will want to speak slower but have them repeat with same speed, rhythm and intonation. This is important for their speech development.</p>
<p>198</p>  <p>199</p>  <p>200</p>  <p>201</p> 	15 min	<p>Look (reading speaking) [30 min]</p> <p>17. [Slide 198] Hand out the Last Supper Learner Text: [Do not give them the written text until this point] Lead the group through a series of questions for discussion as follows:</p> <p>18. [Slide 199] C. What Did You Read? What is there in the words (who? what? where? when?) (10 min) [Slide 200] Have the learners work through the questions in this way:</p> <p>Think Pair Share:</p> <ul style="list-style-type: none"> • Think individually and write in brief answers (5 min) • Pair and compare with another learner (3 min) • Share with whole class (2 min) <p>[Slide 201]</p> <ol style="list-style-type: none"> 1. What food is included in the Passover meal? 2. How does Peter react when Jesus comes to wash his feet? 3. What does Jesus mean when He says: "My concern is holiness, not hygiene"? 4. How do the disciples react to the news that one of them will betray Jesus? 5. What does Jesus do with the bread? What does Jesus say the bread represents? 6. What does Jesus say the wine represents?

#1 The Last Supper

Easter Bible Study for English Learners

Slide #	Time	Instructions
<p>202</p>  <p>203</p> 	15 min	<p>19. [Slide 202] D. What Does It Mean? Reading between the lines (why?) Have them answer these questions in this way: [Jigsaw reading]</p> <ul style="list-style-type: none"> • Divide learners into 5 groups • Assign 1 question per group (5min) • Then group with 1 from each group making another grouping to share their thoughts (10 min) <p>[Slide 203]</p> <ol style="list-style-type: none"> 1. Why is a butchered lamb served for the Passover meal? 2. Why do you think Jesus washed his disciples' feet instead of simply talking to them about love? 3. Jesus washed the feet of all his disciples including the one who was going to betray him – Judas. What do you learn about Jesus from this act? 4. What do you think Jesus means when he says to Peter: "If I don't wash you, you can't be part of what I'm doing?" 5. What did Jesus mean when he said that his blood was God's new Covenant, poured out for many people? Who are these "many people"?
<p>204</p>  <p>205</p> 	15 min	<p style="text-align: center;">Took [15 min]</p> <p>20. [Slide 204] E. What Do You Think? (15 min) Think, Share:</p> <ul style="list-style-type: none"> • Think individually • Share with whole class (10 min) <ol style="list-style-type: none"> 1. What do you think will happen next? 2. In John 1:29, John sees Jesus and says, "Look! The Lamb of God who takes away the sin of the world!" What do you think is the relationship between the Passover lamb and this statement about Jesus? <p>[Slide 205] Close with this summary: Jesus told of his coming death and its purpose to his disciples at the last supper with them.</p>