

Focus 2

Language Objectives

- to **learn** each other's names
- to **introduce** someone informally
- to **use** sequencing phrases
- to **use** relational phrases
- to **question** and **answer** about work related information
- to **report** on an interview
- to **ask** and **answer** questions about routines

Materials

- **Introducing Phrases SLIDE**
- **Questionnaire Worksheet** for each learner
- **Find Someone Who Worksheet** for each learner
- **Occupations Worksheet** for each learner

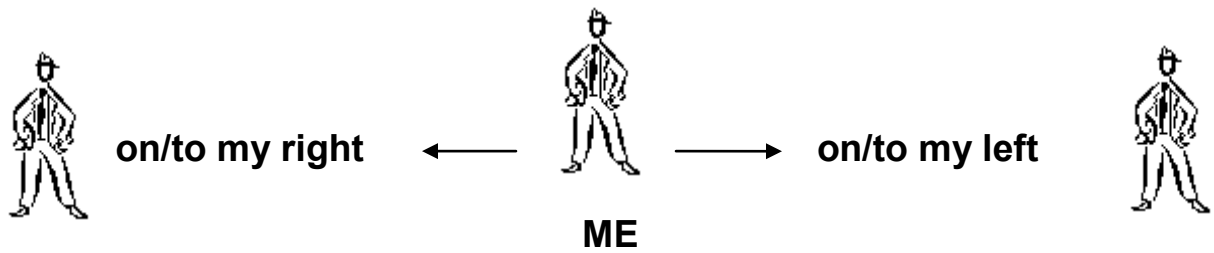
Approx. Time: 60 min

Getting to Know Each Other

Instructions:Part A

1. Ask the learners to line up in the back of the room alphabetically by their **last names**. {line up where they can see when the SLIDE is projected for the next part of the task}
2. Tell them to learn the first names of the people to the left and to the right of them.
3. Demonstrate that from the left to the right of the line they are to say:
Hi, I am ... On my right is and on my left is
4. Go through the whole line with each learner saying it.
5. Ask them to rearrange alphabetically by their first name.
6. Put up the **Introducing Phrases SLIDE** and explain the terms that can be used for ordering. Drill the phrases.
7. Demonstrate that each person is to say the name of everyone in the line by saying:
My name is ... and then give the names of the people ahead of them in the line using any of the phases on the SLIDE.

Introducing Phrases



first



second



third



fourth



fifth



sixth



seventh



eighth



ninth



tenth



eleventh



twelfth



thirteenth



fourteenth



fifteenth

... last



next



then



beside him



beside me



Introducing Phrases SLIDE

Part B

1. Give each learner a **Questionnaire Worksheet**.

Instructor Note

Prepare a questionnaire that is appropriate for your learners' situation.

2. Ask for volunteers to demonstrate how to form the question for each section.

For example:

What is your name?

How do you spell your name?

What is your first language?

How many languages have you learned?

Where do you live?

3. Have the class repeat the phrases 3 times after you.
4. Ask the learners to pair up with the learner next to them. Ask them to interview each other to fill out the forms.
5. When they are finished, go around the room asking each learner to report one thing about their partner.

Questionnaire

Ask your partner questions to fill in this form about him/her.

Name: _____
 Last *First*

Address: _____
 street/P.O. box

_____ *city* _____*province* _____*postal code*

First Language: _____

Other Languages Learned: _____

Date of arrival in Canada: ____/<____/____
 day *month* *year*

Work Skills : _____

Jobs _____

Additional Comments:

Part C

1. Divide the class into pairs.
2. Hand out the **Occupation** and **Description Cards** to each pair. Have the learners match the Occupation Card with the Description Card.
3. Once the task is completed, have the learners fill in the **Occupations Worksheet**.

<i>Answer Key</i>		
1.	Builder	<i>Builds houses and other buildings.</i>
2.	Teacher	<i>Teaches people how to read and write.</i>
3.	Computer Consultant	<i>Makes computer programs for businesses.</i>
4.	Farmer	<i>Raises crops and animals.</i>
5.	Minister	<i>Preaches sermons.</i>
6.	Painter	<i>Paints buildings or pictures.</i>
7.	Carpenter	<i>Makes tables and chairs.</i>
8.	Factory Worker	<i>Works with others to make a product.</i>
9.	Store Worker	<i>Sells things to people.</i>
10.	Mechanic	<i>Fixes machines and cars.</i>
11.	Secretary	<i>Types letters and answers the phone.</i>
12.	Truck Driver	<i>Drives trucks.</i>
13.	Food Service	<i>Prepares and serves food.</i>
14.	Cleaner	<i>Cleans homes or buildings for payment.</i>

4. Have the learners share other occupations that are not on the list.
5. Have the learners discuss the following questions:
 - a. How many jobs have you done in your life? What were they?
 - b. Do you know what jobs your father did? Your grandfather?





Builder	<i>Builds houses and other buildings.</i>	
Teacher	<i>Teaches people how to read and write.</i>	
Computer Consultant	<i>Makes computer programs for businesses.</i>	
Farmer	<i>Raises crops and animals.</i>	
Minister	<i>Preaches sermons.</i>	
Painter	<i>Paints buildings or pictures.</i>	
Carpenter	<i>Makes tables and chairs.</i>	

Occupation and Description Cards

Factory Worker	<i>Works with others to make a product.</i>	
Store Worker	<i>Works in a retail store.</i>	
Mechanic	<i>Fixes machines and cars.</i>	
Secretary	<i>Types letters and answer the phone.</i>	
Truck Driver	<i>Drives trucks.</i>	
Food Service	<i>Prepares and serves food.</i>	
Cleaner	<i>Cleans homes or buildings for payment.</i>	

Occupation and Description Cards

Fill in the correct number and occupation from the list below to match the the Definitions.

		<i>Drives trucks.</i>
		<i>Sells things to people.</i>
		<i>Cleans homes or buildings for payment.</i>
		<i>Raises crops and animals.</i>
		<i>Types letters and answers the phone.</i>
		<i>Paints buildings or pictures.</i>
		<i>Makes tables and chairs.</i>
		<i>Prepares and serves food.</i>
		<i>Builds houses and other buildings.</i>
		<i>Fixes machines and cars.</i>
		<i>Preaches sermons.</i>
		<i>Works with others to make a product.</i>
		<i>Makes computer programs for businesses.</i>
		<i>Teaches people how to read and write.</i>

1. Builder	2. Carpenter	3. Cleaner	4. Computer Consultant	5. Farmer	6. Factory Worker	7. Food Service
8. Mechanic	9. Minister	10. Painter	11. Secretary	12. Store Worker	13. Teacher	14. Truck Driver

Occupations Worksheet

Part D

1. Hand out a **Find Someone Who Worksheet**.

Instructor Note

Prepare real questions that suit all the learners in your class and their situation. If you have 15 learners have 16 questions (one about you)

2. Demonstrate how to ask the question first: *Do you speak German?*
Point out the absence of an '**s**' on the verb.
Also demonstrate that the answer will be "**Yes, I do,**" or "**No, I don't**"
3. If your learners need the practice, have them repeat all the questions after you before they do the task.
4. Be sure to do a sheet yourself and have a question about yourself too.
5. When most of the learners have completed the form, go around the circle with each person reading one of the finished statements.

Instructor Note

This is a good time to do an informal assessment of the learners.

Find Someone Who

Write in the name of the person who can answer

Yes to the ***Do you ...question.*** e.g. *Do you speak German?*

1. _____ speaks Arabic.
2. _____ speaks Russian.
3. _____ lives in London.
4. _____ walks to class.
5. _____ has children.
6. _____ speaks 3 languages.
7. _____ does woodworking.
8. _____ enjoys cooking.
9. _____ understands French.
10. _____ drives to class.
11. _____ teaches English.
12. _____ plays soccer.
13. _____ likes sushi.
14. _____ loves to learn English.
15. _____ drinks coffee.
16. _____ prefers to drink tea.