

# Triumphal Entry



| Task | Description                      | Page |
|------|----------------------------------|------|
| 1    | What Do You Know?                | 2    |
| 2    | Jesus Comes to Jerusalem as King | 3    |
| 3    | Triumphal Entry Colouring Pages  | 5    |
| 4    | We Sing Hosanna!                 | 7    |
| 5    | Triumphal Entry Puzzles          | 8    |
| 6    | Triumphal Entry Skit             | 10   |

## What Do We Know?

### Task 1



#### Language Objectives:

- to **activate** background knowledge before receptive tasks

**Approx. Time:** 20 min

#### Materials:

- **PPT Slides** for review and questions

#### Reference:

Matthew 21:1-11

#### Instructions:

1. Review what the children know about Jesus: (show PPT slides) boats filled with fish, feeding the five thousand, blind man healed, Zacchaeus, story of the Good Samaritan and the Prodigal Son and Jesus is KING.
2. Project the King picture and ask the following questions:
  - Who is this? *a king – King George V*
  - Who is this? *our queen - Queen Elizabeth II*
  - What do kings do? *runs his kingdom, makes rules, protects his people, battle, help people etc.*
  - Are kings weak or strong?
  - Are they powerful or helpless?
  - How do they come to visit their people?
3. We are going to see an account of how Jesus went into Jerusalem.

*Jesus Comes to Jerusalem as King***Task 2****Language Objectives:**

- to **listen** to the script for main ideas
- to **sequence** pictures according to the text
- to **read** and **match** summary statements with pictures
- to **retell** the main ideas using the pictures as cues

**Approx. Time:** 20 min

**Materials:**


- **Session C1 Video**
- **Picture Set** shuffled for each pair
- **Summary Statements** for each pair
- **Summary Statements Worksheet** for each learner
- **Session C1 Text** for each learner

**Reference:**

Matthew 21:1-11

**Instructions:****Part A**

1. Give each pair of learners a **Picture Set**. Let the learners discuss the pictures and what they think is happening in them. Then, ask each pair to predict what order the pictures will occur in the script by placing them on the table from left to right. **DO NOT 'CORRECT' PREDICTIONS.**









2. Have the learners view the video *Jesus Comes to Jerusalem as King* for **Session C1**.
  3. After they have viewed the video, they can revise the order of their pictures, if they feel this is necessary.
  4. View to the Audio video again. **DO NOT GIVE A COPY OF THE TEXT.**
- Instructor Note: The Video File is embedded in the Instructor PPT SLIDES #13.**
5. Have each pair of learners compare their picture sequence with another pair of learners. Have them explain the reasons for their ordering and try to come to a common agreement.
  6. Choose a pair with appropriate ordering to retell the story in brief points showing their pictures to the class.

# C1 Triumphant Entry


## WHO IS JESUS? THE DEATH & RESURRECTION OF JESUS

### Part B

1. Hand out **Summary Statements** to each pair of learners. Instruct the learners to match the **Summary Statements** with the pictures.
2. Again, have each pair of learners compare with another pair.
3. Play the Video again for learners to confirm the order of their statements.
4. Read the Statements and have the learners repeat after you.

| <i>Suggested Answer Key:</i>   |   |   |   |
|--|---|---|---|
| 1. Jesus sent two disciples to get a donkey.                                 |    | 2. Jesus rode the donkey into Jerusalem.  |    |
| 3. People spread their clothes and tree branches on the road as welcome mat. |    | 4. The crowds shouted: Hosanna to the Son of David! Blessed is he who comes in the name of the Lord! Hosanna in the highest heaven! |    |
| 5. Everyone asked, "Who is this?"  |  | 6. The crowd answered, "This is Jesus, the prophet from Nazareth in Galilee."   |  |


5. Have the children turn to the **Summary Statements Worksheet** and number the statements in the correct order.



### Part C

1. Hand out the **Jesus Come to Jerusalem as King Text** to each learner.
2. Have them read along as they listen to the Audio.

**Instructor Note:** The **Audio File** for this Session is embedded in the **Instructor PPT SLIDES #18**.





## Triumphal Entry

### Task 3



#### Language Objectives:

- to **colour** a picture of Jesus
- to **discuss** the picture

**Approx. Time:** 15 min

#### Materials:


- **Colouring Pictures** for each learner
- **Puzzle Page** for each learner
- **Palm Leaf Craft** supplies

#### Reference:


Matthew 21:1-11

#### Instructions:

1. Hand out the **Triumphant Entry Colouring Pictures** to the learners.



2. Discuss the pictures.
3. Give time for each learner to colour the pictures.
4. Hand out the **Puzzle Page** to each learner to find the path to the **finish**.



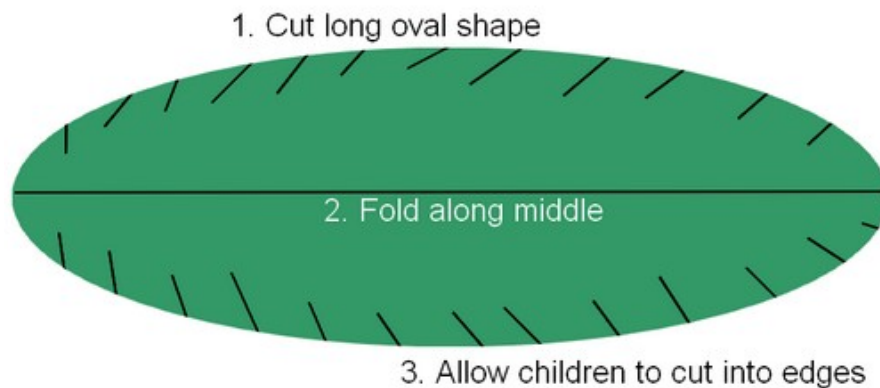
5. Jesus' entrance into the city on a donkey. The children sang, "Hosanna!" and greeted him with palm leaves. This **Palm Leaf Craft** is an excellent way to reintroduce children to the kingship of Jesus.

**Palm Sunday Leaf Craft**

**Supplies:** Large sheets of green construction paper. Child-safe scissors.

**Directions:**

- Before class cut out as many large leaf shapes as you need.
  - Buy the large size construction paper if needed.
  - Make the leaves long and oval shaped.
  - Fold the leaves in half to make the leaf look like a tropical palm.
  - When children arrive, give them safety scissors. Kids use the scissors to cut the edges making the paper look like fronds.
  - Give kids crayons to write “Hosanna” on the leaves.
- 
- Smaller children might find it fun to wave the palms at a volunteer pretending to be Jesus.
  - Play the song, “Hosanna” and allow kids to worship by waving their crafts in the area.



## *We Sing Hosanna!*

### Task 4



#### **Language Objectives:**

- to **practice** singing a song

**Approx. Time:** 5 min

#### **Materials:**

- We sing Hosanna  
PPT song

#### **Reference:**

Matthew 21:1-11

#### **Instructions:**

1. Have the children listen to the song, *Hosanna*.
2. Have them listen a second time but have them sing along.

#### **We Sing Hosanna!**

1. Zechariah said:  
"Here comes your king,  
Riding on a donkey,  
Humble as anything."

*We sing "Hosanna!"  
Jesus is our King!  
He's riding on a donkey,  
But He's the Lord of everything,  
The Son of David,  
King of Kings!*

2. All the city said:  
"Who is this man?  
Riding on a donkey,  
What can be his plan?"

3. Chief priests said:  
"What's going on?  
Riding on a donkey,  
People singing songs?"

## Triumphal Entry

### Task 5



#### Language Objectives:

- to **learn** words and phrases using a puzzle

**Approx. Time:** 15 min

#### Materials:

- Words List SLIDE**
- Crossword** for each learner
- Jumbled Words Puzzle** for each learner

#### Reference:

Matthew 21:1-11

#### Instructions:

##### 1. Project the **Word List Slide**.

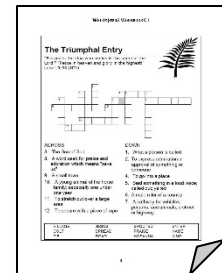
- Read the words and have the learners repeat after you, three times.
- Have the learners turn to the text and circle each of the words.

| Triumphal Entry |         |
|-----------------|---------|
| colt            | praise  |
| enter           | road    |
| hosanna         | shouted |
| Jesus           | spread  |
| king            | tie     |
| name            | village |

##### 2. Have the learners turn to the **Triumphal Entry Crossword**.

##### 3. Explain to the children how to do a crossword puzzle:

- A **crossword** is a word puzzle that usually takes the form of a square or a rectangular grid of white-and black-shaded squares.
- The activity's goal is to fill the white squares with letters, forming words or phrases, by solving clues, which lead to the answers.
- In English that is written left-to-right, the answer words and phrases are placed in the grid from left to right (across clues) and from top to bottom (down clues).
- The shaded squares are used to separate the words or phrases.
- The answer words are taken from the text that we have read.





4. Have the learners take out the **Jumble Word Puzzle**.

- Unscramble each word
- Place the numbered letters for the answer to fill in the blank



The crowds that went ahead of him and those that followed shouted "\_\_\_\_\_ to the Son of David!" Matthew 21:9a (NIV)

|        |  |
|--------|--|
| DOYNKE | <div style="display: inline-block; width: 100px; height: 20px; border: 1px solid black; position: relative;"><div style="position: absolute; top: -10px; left: 50%; transform: translateX(-50%);">6</div></div>                                    |
| TLOC   | <div style="display: inline-block; width: 80px; height: 20px; border: 1px solid black; position: relative;"><div style="position: absolute; top: -10px; left: 50%; transform: translateX(-50%);">2</div></div>                                     |
| STUOH  | <div style="display: inline-block; width: 100px; height: 20px; border: 1px solid black; position: relative;"><div style="position: absolute; top: -10px; left: 10%;">3</div><div style="position: absolute; top: -10px; left: 30%;">1</div></div>  |
| ADAEH  | <div style="display: inline-block; width: 100px; height: 20px; border: 1px solid black; position: relative;"><div style="position: absolute; top: -10px; left: 10%;">4</div><div style="position: absolute; top: -10px; right: 10%;">7</div></div> |
| KNIG   | <div style="display: inline-block; width: 80px; height: 20px; border: 1px solid black; position: relative;"><div style="position: absolute; top: -10px; left: 50%; transform: translateX(-50%);">5</div></div>                                     |

|   |   |   |   |   |   |   |  |
|---|---|---|---|---|---|---|--|
|   |   |   |   |   |   |   |  |
| 1 | 2 | 3 | 4 | 5 | 6 | 7 |  |

## *Triumphal Entry Skit*

### Task 6



#### **Language Objectives:**

- to **introduce** the concept of obedience and following commands

**Approx. Time:** 15 min

#### **Materials:**

- **Skit Props** (picture or cut out of a donkey) (coats or cloth to put on road)

#### **Reference:**

Matthew 21:1-11

#### **Instructions:**

Here is a simple skit that presents Jesus' Triumphal Entry into Jerusalem. This can be done as simply as having the children read the script while acting or as elaborately with costumes and memorized lines.

**Text:** Luke 19:28-38

#### **Characters:**

- Narrator
- Jesus
- Owner
- Disciples (at least 2)
- crowd with branches

### The Triumphal Entry Skit

*(Jesus and disciples walk to the front of the room)*

**Narrator:** He was going on ahead, going up to Jerusalem. When He approached Bethphage and Bethany, near the mount that is called Olivet, He sent two of the disciples, saying,

**Jesus:** *(pointing to where the donkey is)* Go into the village ahead of you; there, as you enter, you will find a colt tied on which no one yet has ever sat; untie it and bring it here. If anyone asks you, 'Why are you untying it?' you shall say, 'The Lord has need of it.'

**Narrator:** So those who were sent went away and found it just as He had told them. As they were untying the colt, its owners said to them,

**Owner:** Why are you untying the colt?

**Disciple:** The Lord has need of it. *(owner nods head in agreement)*

**Narrator:** They brought it to Jesus, and they threw their coats on the colt and put Jesus on it. As He was going, they were spreading their coats on the road.  
*(Jesus walks around with the donkey while crowd is praising Him)*

**Narrator:** As soon as He was approaching, near the descent of the Mount of Olives, the whole crowd of the disciples began to praise God joyfully with a loud voice for all the miracles which they had seen, shouting:

**Crowd:** Blessed is the King who comes in the name of the Lord; Peace in heaven and glory in the highest!

